



AXISENSE-2 SERIES VOLTAGE TILT SENSOR

SPECIFICATIONS

- Dual axis inclinometer
- Measurement ranges $\pm 25^\circ$, $\pm 45^\circ$ and $\pm 90^\circ$
- Voltage output
- Horizontal mounting

FEATURES

- 8 to 30 VDC supply voltage
- Digital signal processing includes
 - filter (e.g. vibration damping)
 - temperature compensation
- 12-bit resolution
- 100 Hz refresh rate
- -40 °C to 85 °C temperature range
- Accuracy typically
 - 0.5° | -40 °C to 85 °C
 - 0.15° | 25 °C

APPLICATIONS

- Mobile and stationary cranes
- Lift platforms
- Building control
- Weighing systems
- Truck chassis levelling
- Vehicle applications
- Road construction machines

The **AXISENSE-2 Series inclinometer** is mainly developed with focus on platform leveling, dynamic engine management, tip-over protection and tilt alarm.

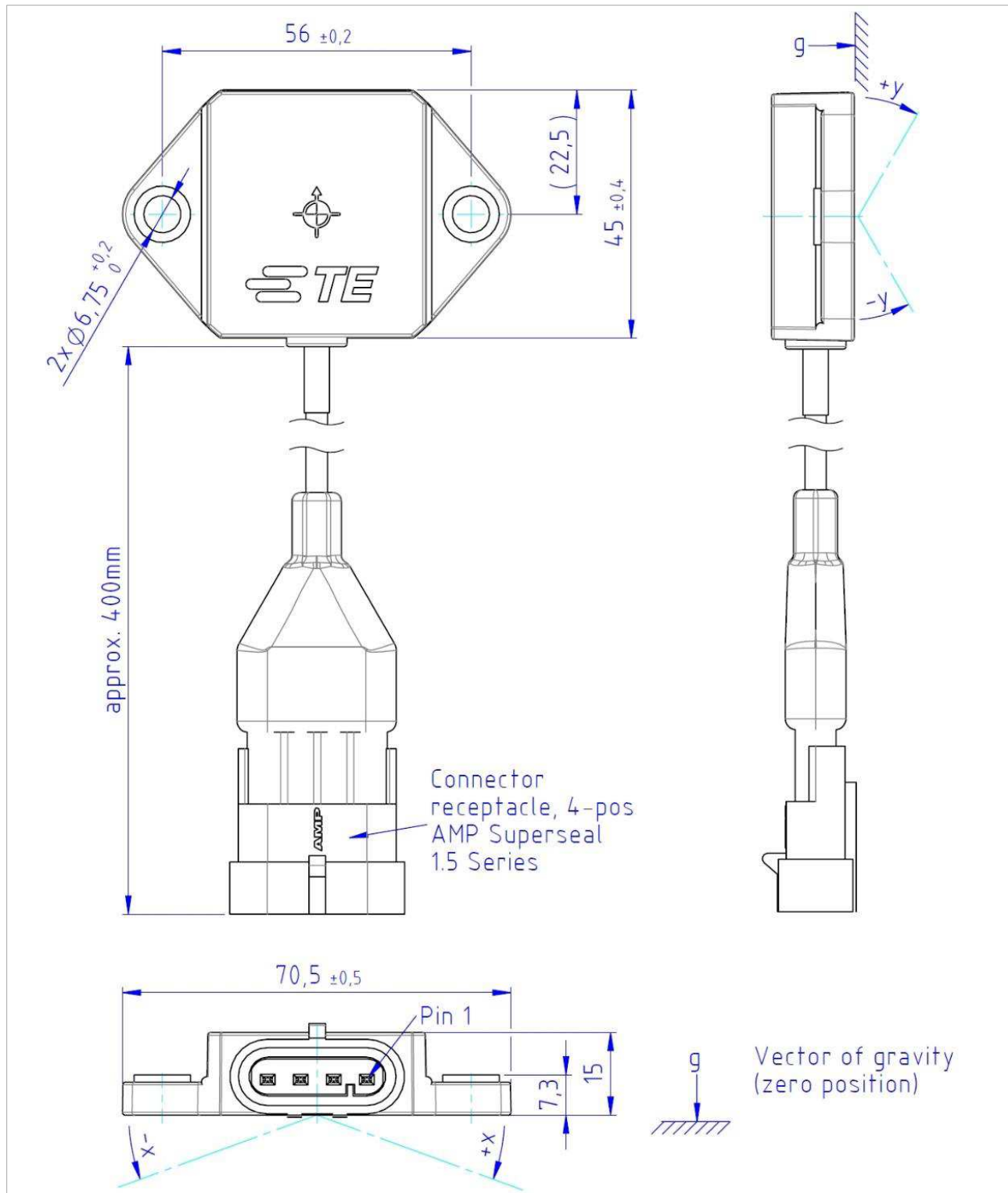
A fast response time and good accuracy makes this device the ideal choice for mobile leveling applications. It features digital signal processing including temperature compensation.

The integrated filter improves performance and allows using the sensor in many noisy environments (e.g. vibrations).

The inclinometer includes a powerful digital signal processing that offers various filter algorithms and allows customer specific OEM solutions. It is possible to adjust the sensor to different environments yielding an optimized performance. Customization can also be made in terms of angular range and connectivity, i.e. cable and connector.

The PA6.6 housing is very compact in size and has compression limiter bushings for safe installation of the sensor. It is compatible with oil, grease and fuel also. Therefore it is frequently used for engine and vehicle applications.

Dimensions [mm]



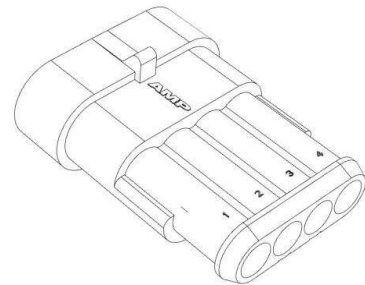
PARAMETERS

| Parameter | Value | Comment |
|-----------------------------|---|---|
| Range | $\pm 25^\circ$, $\pm 45^\circ$ or $\pm 90^\circ$ | Dual axis sensor |
| Accuracy, typ. | 0.5° | T= -40 °C to 85 °C |
| Accuracy, typ. | 0.15° | T= 25 °C |
| Resolution | 12 bit | |
| Refresh rate | 100 Hz | Internal processing |
| Startup time | <1 s | Valid output signal |
| Supply/excitation voltage | 8 to 30 V | Direct current (DC) stabilized |
| Supply current, typ. | 15 mA | No load |
| Output | 0.5 to 4.5 V | -25° to 25°, -45° to 45° or -90° to 90° |
| Connector | AMP Superseal 1.5-Series, 4-pos. cap housing, TE Connectivity part-no. 282106-1 | Requires 4-pos. plug housing, AMP Superseal 1.5-Series at connecting harness, TE Connectivity part-no. 282088-1 |
| Cable | 4 wire 0.25 mm ² , outer diameter Ø3.9 mm | PUR, length incl. connector 400 mm, full temperature range, flexible |
| Ingress Protection Class | IP67 | applies if proper mating connector is attached to form sealing |
| Operation temperature range | -40 °C to 85 °C | |
| Storage temperature range | -40 °C to 85 °C | |
| Weight, typ. | 60 g | |
| Dimensions | 70.5 mm x 45 mm x 15 mm | W x D x H |

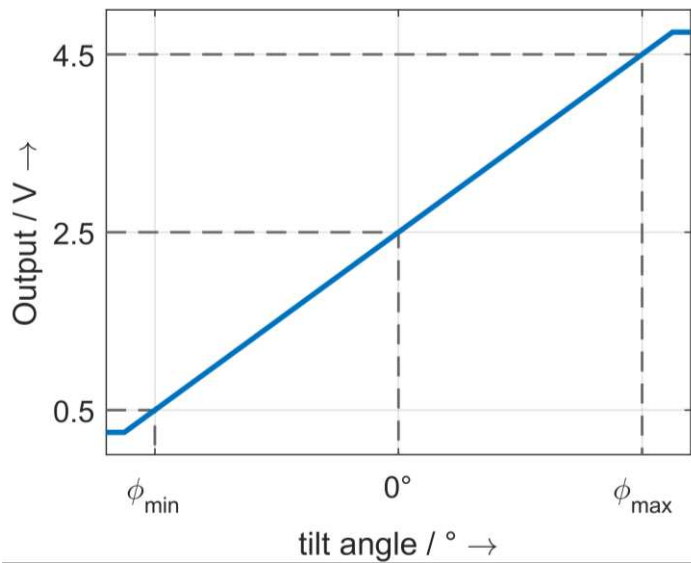
Applicable **Mounting Recommendations for Sensor Modules of AXISENSE-Series** can be downloaded from te.com Resources section as Document Number 114-160013.

CONNECTOR PINNING

| Pin | Function | Description |
|-----|----------|------------------------------|
| 1 | Vcc | 8 to 30 VDC supply input (+) |
| 2 | GND | GND |
| 3 | Output X | 0.5 to 4.5 V, X axis output |
| 4 | Output Y | 0.5 to 4.5 V, Y axis output |




TRANSFER CHARACTERISTIC



| Part-No. | ϕ_{\min} | ϕ_{\max} |
|---------------------|---------------|---------------|
| AXISENSE-2 V-OUT-25 | -25° | 25° |
| AXISENSE-2 V-OUT-45 | -45° | 45° |
| AXISENSE-2 V-OUT-90 | -90° | 90° |

Linear transfer characteristic between ϕ_{\min} and ϕ_{\max}

FUNCTION VIEW



This AXISENSE-2 series voltage inclinometer is designed for floor mount application.

ORDERING INFORMATION

PART NUMBER

AXISENSE-2 V-OUT-25 FLOOR MT
(TCPN: G-NSDOG2-001)

AXISENSE-2 V-OUT-45 FLOOR MT
(TCPN: G-NSDOG2-002)

AXISENSE-2 V-OUT-90 FLOOR MT
(TCPN: G-NSDOG2-003)

SHORT DESCRIPTION

Dual axis inclinometer, floor mount, **angular range $\pm 25^\circ$** ,
supply 8 to 30 VDC, output voltage 0.5 to 4.5 V

Dual axis inclinometer, floor mount, **angular range $\pm 45^\circ$** ,
supply 8 to 30 VDC, output voltage 0.5 to 4.5 V

Dual axis inclinometer, floor mount, **angular range $\pm 90^\circ$** ,
supply 8 to 30 VDC, output voltage 0.5 to 4.5 V

For other orientations, measurement ranges or supply voltages please contact TE Connectivity sales representatives.

The information given herein, including drawings, illustrations and schematics which are intended for illustration purposes only, is believed to be reliable. However, TE Connectivity makes no warranties as to its accuracy or completeness and disclaims any liability in connection with its use. TE Connectivity's obligations shall only be as set forth in TE Connectivity's Standard Terms and Conditions of Sale for this product and in no case will TE Connectivity be liable for any incidental, indirect or consequential damages arising out of the sale, resale, use or misuse of the product. Users of TE Connectivity products should make their own evaluation to determine the suitability of each such product for the specific application.

中国大陆
西安鑫源宇通电子科技有限公司
陕西省西安市高新区科技六路西段
西安国家数字出版基地A栋12402
Tel: 400-780-9688
sales@senstechxyz.com

中国香港
深大实业有限公司
香港新界沙田安平街6号新贸易
中心B座13楼06室
Tel: +86 17792099916
info@caltropinstruments.com

新加坡
深大实业有限公司
香港新界沙田安平街6号新贸易
中心B座13楼06室
Tel: +86 17792099919
info@senstechxyz.com